

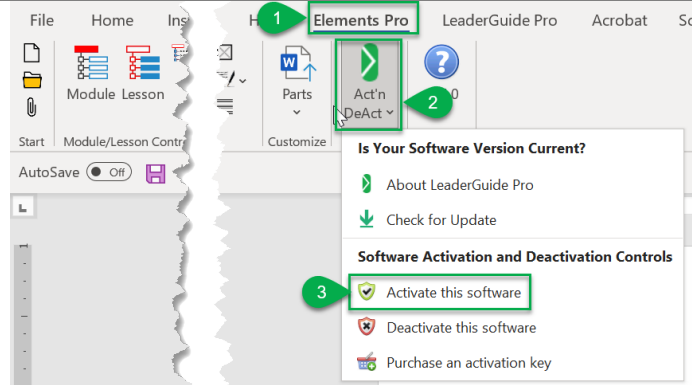
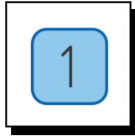
How to Activate the Elements Pro Free Trial



Contact Great Circle Learning With Any Questions

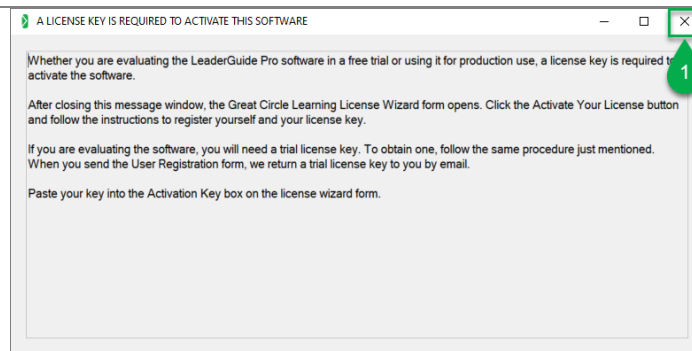
Phone: (239) 389 – 2000

Email: info@greatcirclelearning.com



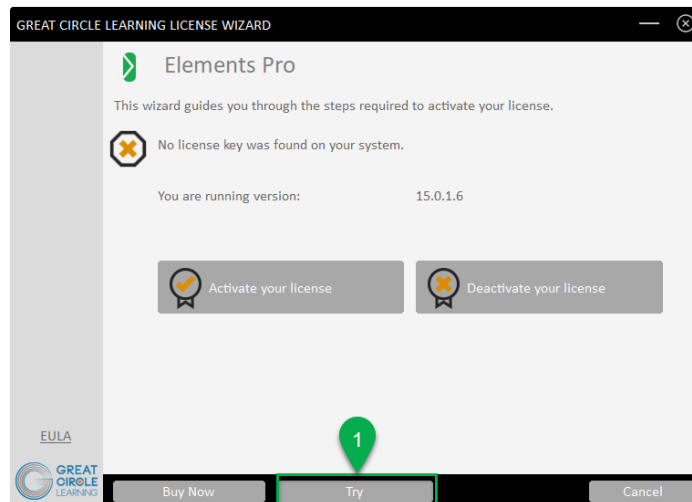
Activate Elements Pro in Microsoft Word

1. Click **Elements Pro** on the Word Ribbon
2. Click on **Act'n DeAct**
3. Select **Activate this software** from the drop-down menu



First Time Install Message

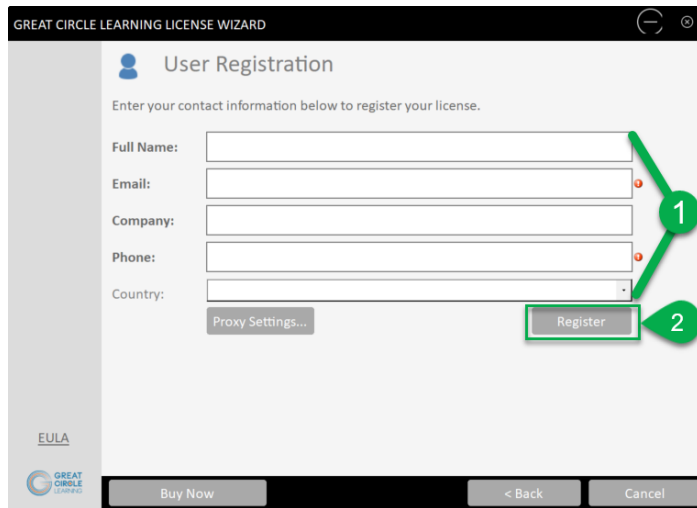
1. Click **X** to close and open the Activation Wizard



Activation Wizard

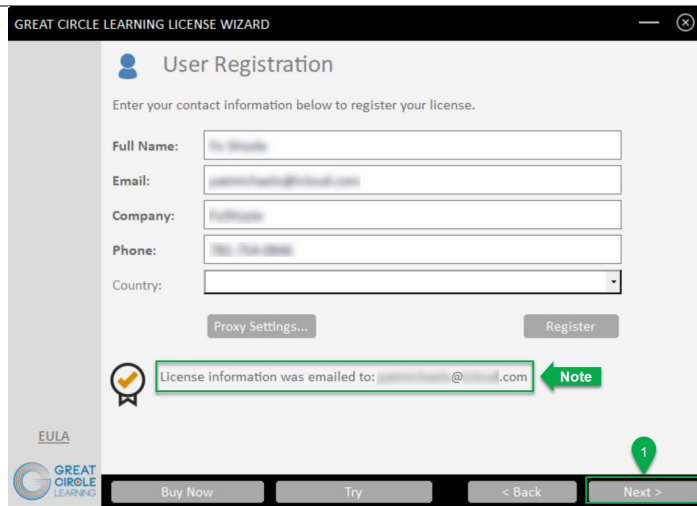
1. Click the **TRY** button at the bottom of the dialog box

How to Activate the Elements Pro Free Trial



Complete User Registration

1. Fill Out Prompts
2. Click **Register**



User Registration Updates

1. Click **Next**



The license key for the free trial is emailed to the email address entered on the User Registration panel.



Elements Pro Free Trial Activation Key

GC info@greatcirclelearning.com
To patmichaels@icloud.com



Activate Your Free Trial

Activate the free trial with this license key:

BNQ62-51600-G8HJK-M8P91-315RG-YE7FY-GPXVGUGFT



Free Trial Activation Code Sent By Email

1. Open the email and copy the free trial license key

How to Activate the Elements Pro Free Trial



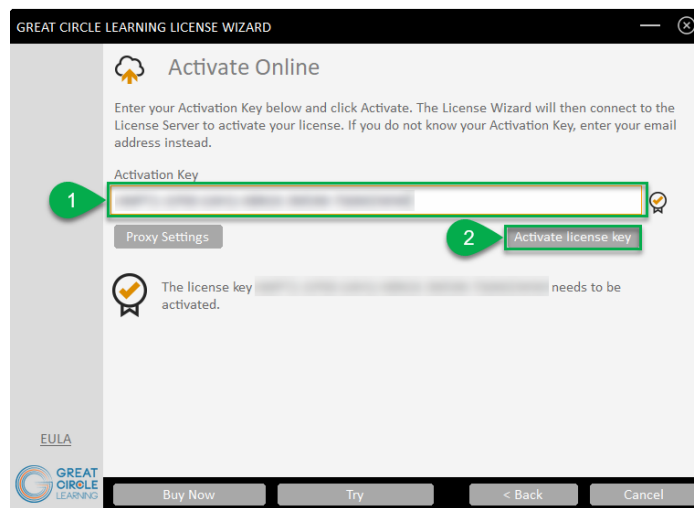
If You Don't Receive the Email

1. Check your spam and junk email boxes
2. Contact Us
 - a. (239) 389-2000
 - b. help@greatcirclelearning.com

If you receive a message about an error contacting the license server:

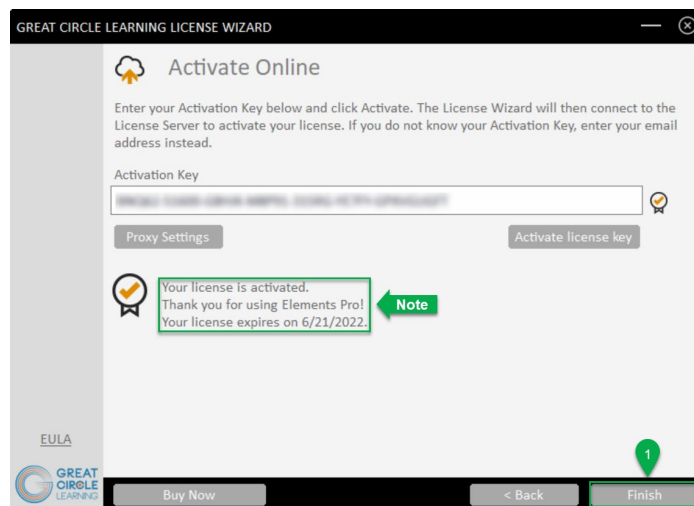
Please ask your IT group to Whitelist this secure URL:

<https://qlm1.net/gclearning/qlmlicenser/server/qlmservice.aspx>



Return to Activation Wizard

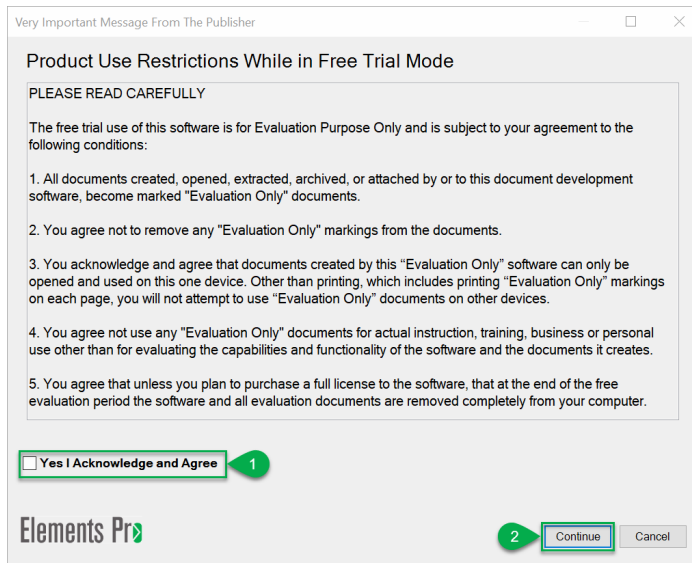
1. Paste in Activation Key from the email
2. Click **Activate License Key**



Activation Wizard Updates

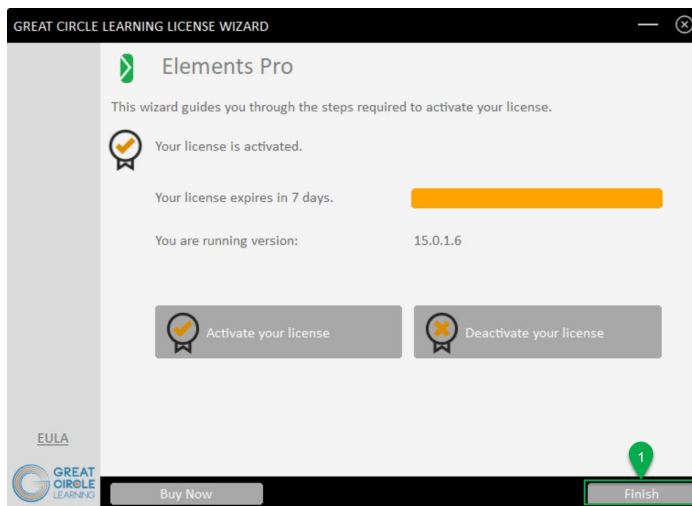
1. Click **Finish**

How to Activate the Elements Pro Free Trial



Read Trial Restrictions

1. Mark to Acknowledge & Agree
2. Click **Continue**



Close Activation Wizard

1. Click **Finish**